



IPSOS ISSUES MONITOR SEPTEMBER 2019

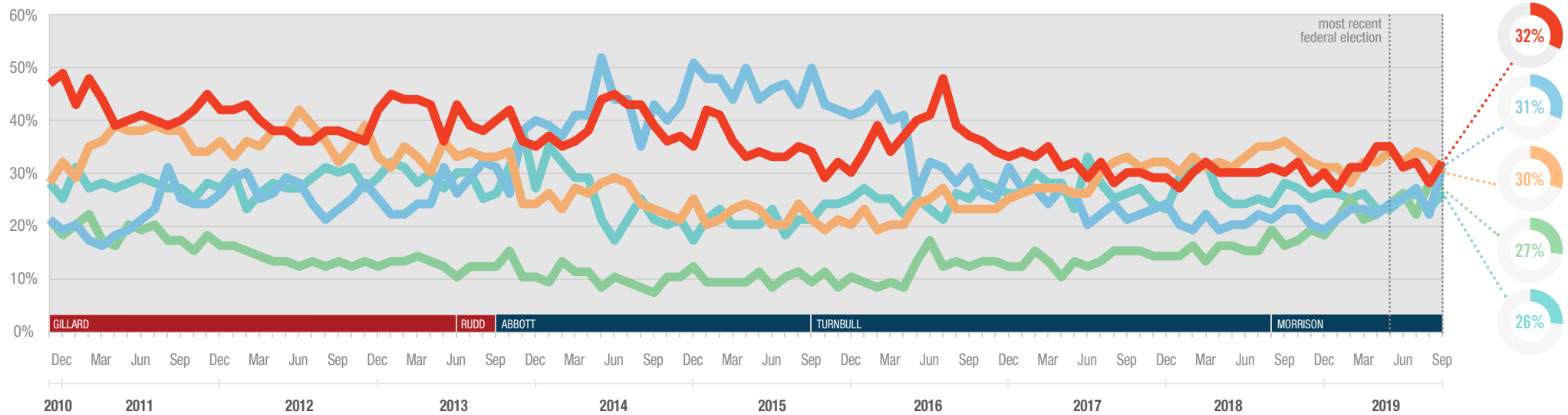
The top issues facing Australia

Daniel Evans
Deputy Managing Director
✉ dan.evans@ipsos.com
☎ (03) 9946 0850

Joe Curran
Senior Research Manager
✉ joe.curran@ipsos.com
☎ (03) 9946 0847

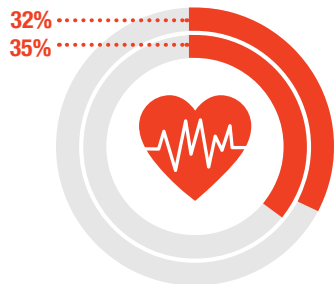


Each month we ask 1,000 Australians to select the three most important issues facing the nation. The top five issues facing Australia in September 2019 are shown below. A summary of all issues facing Australia can be found overleaf. If you would like to know more about the Ipsos Issues Monitor, or Ipsos Public Affairs, please contact Daniel Evans or Joe Curran.

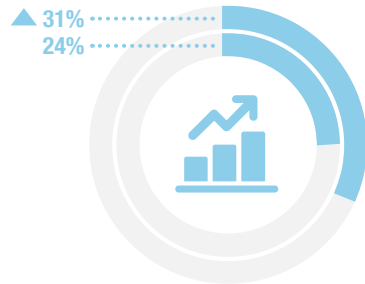


Healthcare

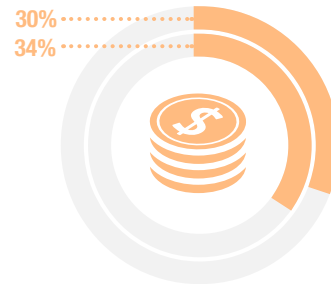
SEP 19
MAY 19



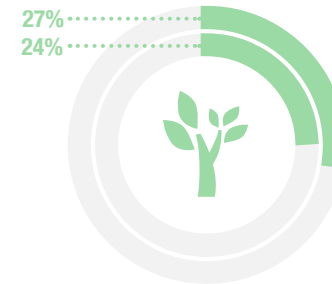
The Economy



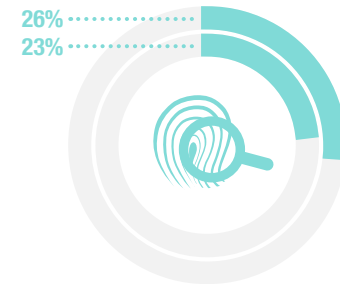
Cost of Living



Environment



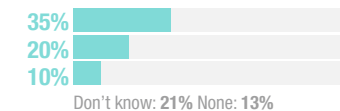
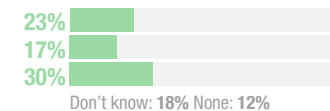
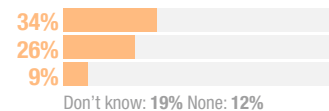
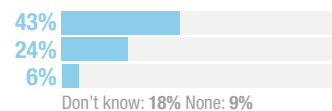
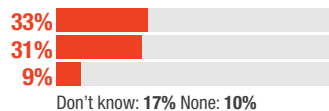
Crime



▲▼
significant
difference
compared to
May 19

Party most capable to manage the top issues facing Australia

COALITION
ALP
OTHER










IPSOS ISSUES MONITOR SEPTEMBER 2019

The top issues facing Australia

Daniel Evans
Deputy Managing Director
✉ dan.evans@ipsos.com
☎ (03) 9946 0850

Joe Curran
Senior Research Manager
✉ joe.curran@ipsos.com
☎ (03) 9946 0847



	2010	2011	2012	2013	2014	2015	2016	2017	2018	JAN 2019	FEB 2019	MAR 2019	APR 2019	MAY 2019	JUN 2019	JUL 2019	AUG 2019	SEP 2019
 Healthcare	48%	42%	39%	41%	39%	34%	38%	31%	30%	27%	31%	31%	35%	35%	31%	32%	28%	32%
 The Economy	20%	22%	26%	29%	42%	45%	33%	24%	21%	21%	23%	23%	22%	24%	25%	27%	22%	31%
 Cost of Living	30%	36%	36%	32%	25%	21%	23%	29%	33%	31%	28%	32%	32%	34%	32%	34%	33%	30%
 Environment	20%	18%	13%	12%	10%	10%	12%	13%	16%	21%	25%	21%	22%	24%	26%	22%	28%	27%
 Crime	26%	28%	28%	30%	24%	22%	25%	27%	27%	26%	25%	26%	23%	23%	25%	26%	23%	26%
Housing	24%	21%	19%	18%	15%	18%	20%	27%	24%	23%	20%	20%	19%	22%	23%	19%	20%	19%
Immigration	19%	23%	22%	23%	20%	20%	20%	19%	21%	26%	19%	22%	21%	18%	17%	18%	17%	19%
Unemployment	10%	10%	17%	21%	26%	26%	24%	23%	18%	14%	15%	17%	14%	15%	16%	18%	15%	18%
Poverty	10%	10%	10%	11%	13%	12%	13%	14%	15%	14%	15%	13%	14%	14%	17%	16%	20%	17%
Population	10%	8%	7%	7%	6%	6%	6%	8%	13%	11%	15%	11%	15%	13%	11%	10%	13%	13%
Drug Abuse	13%	12%	12%	12%	13%	16%	17%	16%	15%	16%	16%	13%	12%	12%	13%	14%	16%	13%
Education	15%	12%	16%	19%	20%	17%	18%	14%	13%	14%	13%	13%	13%	13%	12%	13%	11%	12%
Personal Debt	15%	13%	12%	9%	6%	5%	7%	10%	10%	10%	11%	11%	11%	10%	10%	10%	10%	9%
Defence	5%	4%	3%	3%	8%	16%	12%	14%	8%	8%	8%	8%	7%	9%	7%	7%	7%	9%
Transport	10%	10%	10%	9%	7%	7%	8%	8%	10%	9%	8%	11%	9%	9%	8%	9%	8%	8%
Petrol Prices	9%	15%	14%	11%	8%	4%	4%	6%	11%	8%	7%	9%	10%	8%	9%	8%	12%	7%
Racism	6%	6%	5%	6%	7%	8%	8%	7%	5%	8%	6%	6%	7%	5%	5%	5%	6%	4%
Taxation	6%	7%	8%	6%	8%	10%	10%	8%	8%	8%	8%	8%	9%	10%	9%	8%	6%	4%
Indigenous Issues	4%	3%	3%	2%	2%	2%	3%	3%	3%	4%	6%	3%	5%	2%	5%	5%	4%	3%



IPSOS ISSUES MONITOR SEPTEMBER 2019

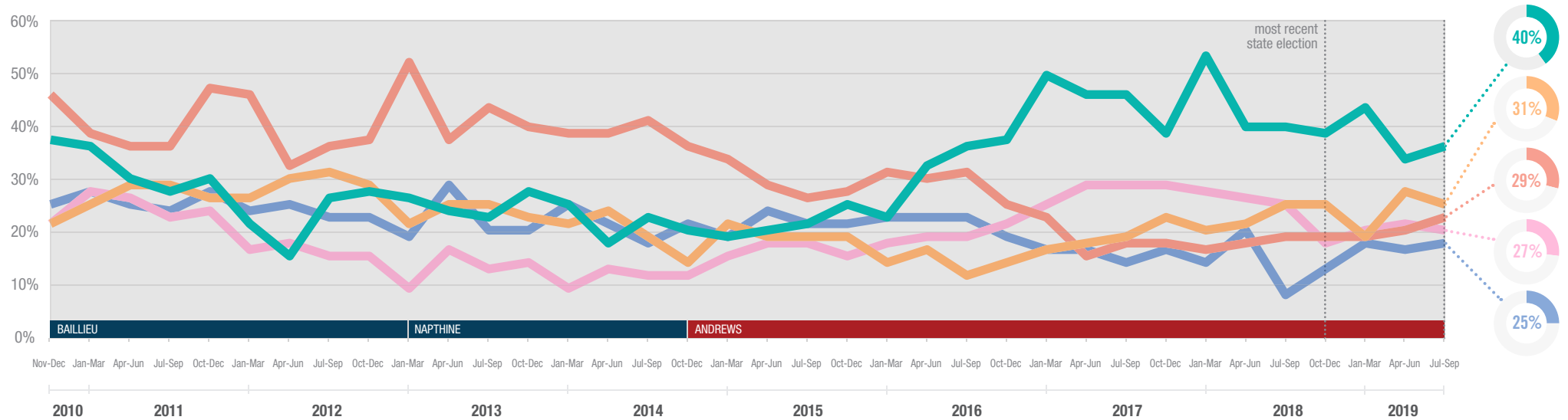
The top issues facing Victoria

Daniel Evans
Deputy Managing Director
✉ dan.evans@ipsos.com
☎ (03) 9946 0850

Joe Curran
Senior Research Manager
✉ joe.curran@ipsos.com
☎ (03) 9946 0847

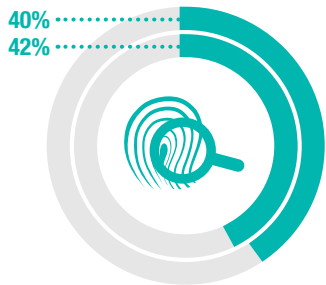


Each quarter we ask 800 Victorians to select the three most important issues facing their state. The top five issues facing Victoria between July and September 2019 are shown below. A summary of all issues facing Victoria can be found overleaf. If you would like to know more about the Ipsos Issues Monitor, or Ipsos Public Affairs in Victoria, please contact Daniel Evans or Joe Curran.



Crime

JUL-SEP 19
OCT-DEC 18



Cost of Living

31% 31%



Healthcare

29% 26%



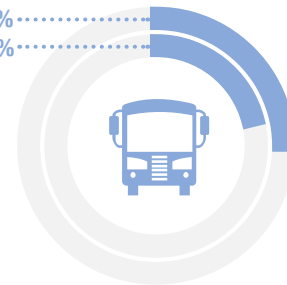
Housing

27% 25%



Transport

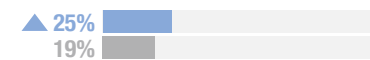
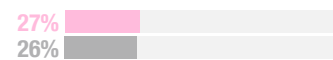
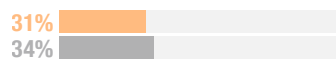
25% 21%



▲ ▼
significant
difference
compared with
most recent
state election

▲ ▼
significant
difference
compared with
the rest of
Australia

VIC
REST OF
AUSTRALIA










IPSOS ISSUES MONITOR SEPTEMBER 2019

The top issues facing Victoria

Daniel Evans
Deputy Managing Director
✉ dan.evans@ipsos.com
☎ (03) 9946 0850

Joe Curran
Senior Research Manager
✉ joe.curran@ipsos.com
☎ (03) 9946 0847



	2010	2011	2012	2013	2014	2015	2016	2017	2018	JAN-MAR 2019	APR-JUN 2019	JUL-SEP 2019
 Crime	41%	36%	29%	31%	28%	28%	36%	47%	46%	46%	38%	40%
 Cost of Living	28%	33%	34%	30%	27%	26%	22%	26%	29%	26%	33%	31%
 Healthcare	48%	43%	42%	46%	42%	34%	34%	25%	25%	26%	27%	29%
 Housing	28%	31%	24%	22%	20%	24%	26%	33%	30%	27%	28%	27%
 Transport	31%	32%	30%	28%	28%	28%	28%	23%	22%	25%	24%	25%
Drug Abuse	15%	13%	13%	14%	17%	23%	23%	24%	19%	20%	16%	18%
Population	8%	8%	7%	7%	7%	8%	9%	11%	15%	16%	16%	18%
Environment	17%	13%	8%	9%	8%	9%	9%	9%	12%	16%	18%	18%
Poverty	7%	8%	7%	7%	9%	10%	12%	13%	14%	15%	14%	15%
Unemployment	8%	10%	23%	25%	35%	31%	24%	20%	15%	12%	12%	13%
Education	16%	13%	21%	21%	20%	18%	17%	13%	12%	11%	12%	13%
Petrol Prices	11%	18%	18%	16%	13%	7%	6%	7%	13%	9%	12%	10%
Immigration	6%	8%	7%	8%	7%	8%	10%	10%	13%	11%	10%	10%
The Economy	12%	11%	16%	17%	20%	22%	17%	11%	10%	11%	11%	10%
Personal Debt	11%	11%	10%	7%	6%	7%	7%	9%	10%	9%	11%	9%
Racism	5%	6%	4%	5%	5%	5%	7%	6%	6%	10%	5%	6%
Taxation	4%	5%	5%	5%	5%	7%	7%	5%	4%	5%	7%	3%
Defence	2%	1%	1%	1%	2%	5%	4%	6%	4%	4%	4%	3%
Indigenous Issues	1%	1%	1%	1%	1%	1%	2%	2%	2%	2%	3%	2%



IPSOS ISSUES MONITOR SEPTEMBER 2019

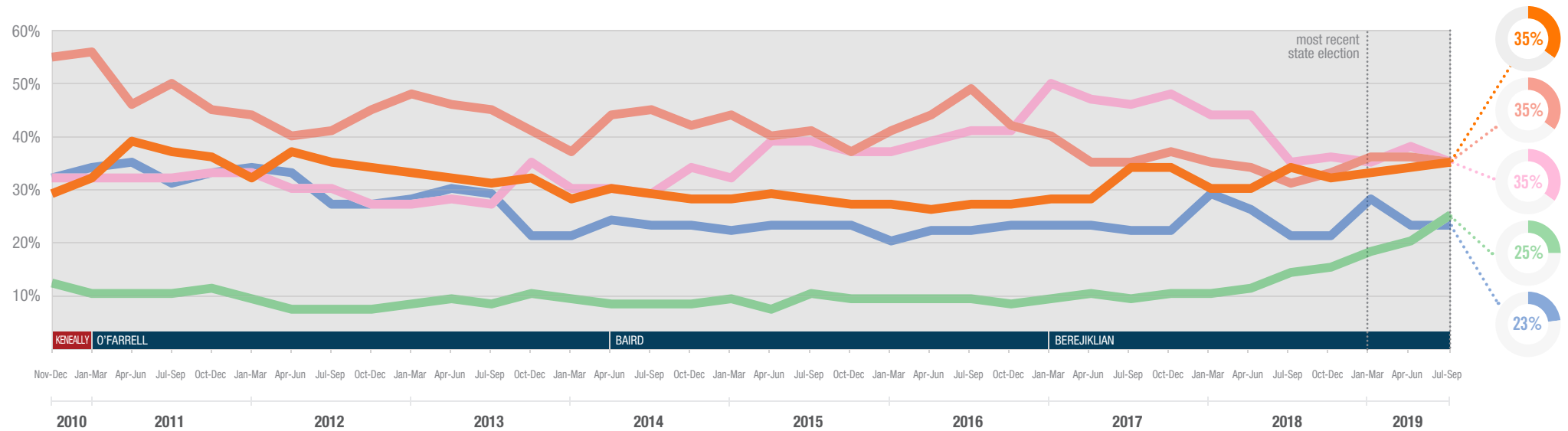
The top issues facing New South Wales

David Elliott
Head of Ipsos Public Affairs NSW
✉ david.elliott@ipsos.com
☎ (02) 9900 5159

Stuart Clark
Director
✉ stuart.clark@ipsos.com
☎ (02) 9900 5180

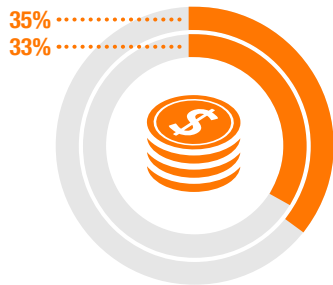


Each quarter we ask 1000 residents of New South Wales to select the three most important issues facing their state. The top five issues facing New South Wales between July and September 2019 are shown below. A summary of all issues facing New South Wales can be found overleaf. If you would like to know more about the Ipsos Issues Monitor, or Ipsos Public Affairs in New South Wales, please contact David Elliott or Stuart Clark.



Cost of Living

JUL-SEP 19
JAN-MAR 19



Healthcare

35%
36%



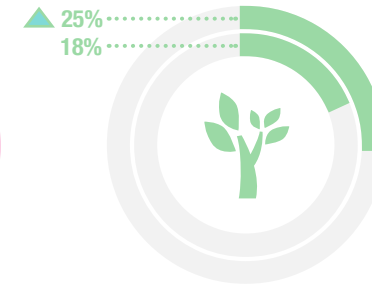
Housing

35%
35%



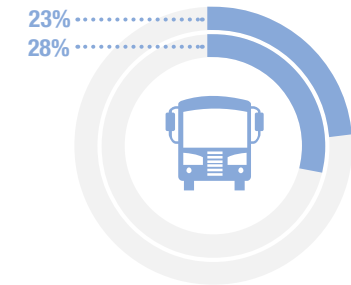
Environment

25%
18%



Transport


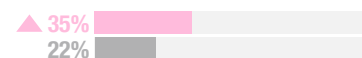
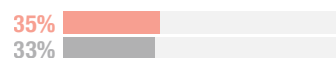
23%
28%



▲▼
significant
difference
compared
with
most recent
state election

▲▼
significant
difference
compared
with
the rest of
Australia

NSW
REST OF
AUSTRALIA










IPSOS ISSUES MONITOR SEPTEMBER 2019

The top issues facing New South Wales

David Elliott
Head of Ipsos Public Affairs NSW
✉ david.elliott@ipsos.com
☎ (02) 9900 5159

Stuart Clark
Director
✉ stuart.clark@ipsos.com
☎ (02) 9900 5180



	2010	2011	2012	2013	2014	2015	2016	2017	2018	JAN-MAR 2019	APR-JUN 2019	JUL-SEP 2019
 Cost of Living	29%	36%	34%	32%	29%	28%	27%	31%	32%	33%	34%	35%
 Healthcare	55%	49%	43%	45%	42%	41%	44%	37%	33%	36%	36%	35%
 Housing	32%	32%	30%	29%	30%	37%	39%	48%	40%	35%	38%	35%
 Environment	12%	10%	8%	9%	8%	9%	9%	9%	12%	18%	20%	25%
 Transport	32%	33%	30%	27%	23%	23%	22%	22%	24%	28%	23%	23%
Crime	25%	25%	32%	33%	30%	24%	25%	22%	20%	19%	18%	19%
Population	9%	7%	7%	6%	6%	8%	10%	13%	17%	19%	17%	17%
Poverty	6%	6%	7%	7%	10%	9%	10%	10%	13%	11%	12%	14%
Education	17%	14%	17%	20%	20%	18%	19%	16%	15%	16%	14%	14%
The Economy	15%	16%	16%	16%	18%	17%	14%	11%	11%	9%	13%	13%
Drug Abuse	12%	10%	11%	12%	14%	16%	16%	14%	13%	15%	11%	13%
Unemployment	10%	11%	16%	19%	25%	25%	21%	19%	14%	11%	12%	12%
Personal Debt	12%	11%	11%	8%	7%	7%	8%	10%	11%	10%	12%	12%
Immigration	7%	8%	8%	10%	7%	9%	10%	11%	14%	12%	12%	10%
Petrol Prices	11%	19%	19%	16%	14%	10%	7%	9%	15%	12%	13%	10%
Taxation	6%	6%	5%	5%	6%	7%	6%	6%	6%	5%	6%	5%
Racism	5%	4%	4%	5%	5%	6%	6%	5%	4%	4%	3%	3%
Defence	1%	1%	1%	1%	3%	6%	6%	6%	4%	3%	3%	3%
Indigenous Issues	4%	1%	1%	1%	2%	2%	2%	2%	2%	3%	3%	2%



IPSOS ISSUES MONITOR SEPTEMBER 2019

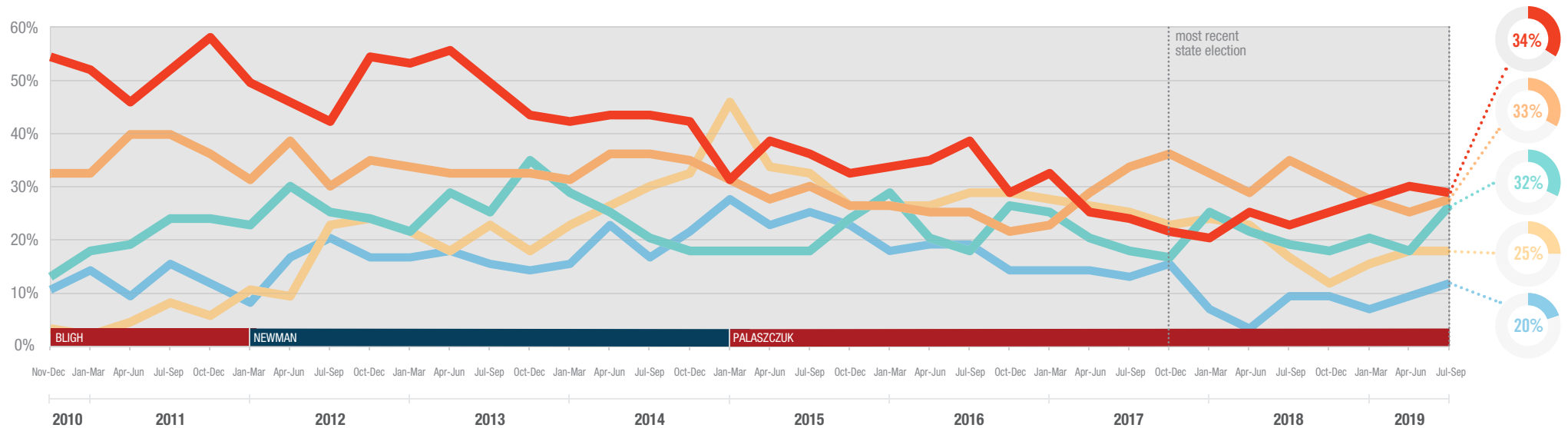
The top issues facing Queensland

Kylie Brosnan
Head of Ipsos Public Affairs QLD
✉ kylie.brosnan@ipsos.com
☎ (07) 3016 7660

Kathy Benson
Director, Strategy & Research
✉ kathy.benson@ipsos.com
☎ (07) 3016 7662

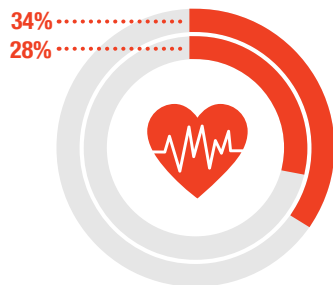


Each quarter we ask 600 Queenslanders to select the three most important issues facing their state. The top five issues facing Queensland between July and September 2019 are shown below. A summary of all issues facing Queensland can be found overleaf. If you would like to know more about the Ipsos Issues Monitor, or Ipsos Public Affairs in Queensland, please contact Kylie Brosnan or Kathy Benson.



Healthcare

JUL-SEP 19
OCT-DEC 17



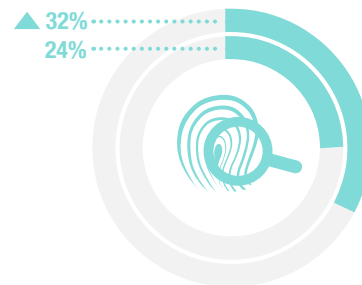
Cost of Living

33%
40%



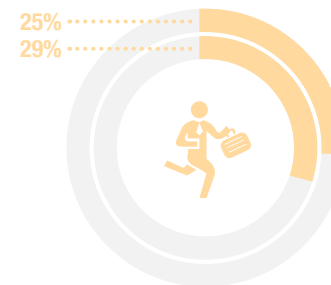
Crime

32%
24%



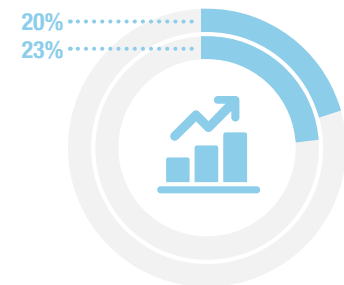
Unemployment

25%
29%



The Economy


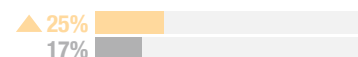
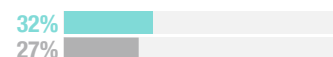
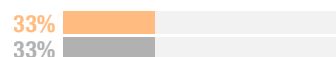
20%
23%



▲▼
significant
difference
compared with
most recent
state election

▲▼
significant
difference
compared with
the rest of
Australia

QLD
REST OF
AUSTRALIA










IPSOS ISSUES MONITOR SEPTEMBER 2019

The top issues facing Queensland

Kylie Brosnan
Head of Ipsos Public Affairs QLD
✉ kylie.brosnan@ipsos.com
☎ (07) 3016 7660

Kathy Benson
Director, Strategy & Research
✉ kathy.benson@ipsos.com
☎ (07) 3016 7662



	2010	2011	2012	2013	2014	2015	2016	2017	2018	JAN-MAR 2019	APR-JUN 2019	JUL-SEP 2019
 Healthcare	55%	53%	50%	52%	45%	38%	38%	31%	29%	33%	35%	34%
 Cost of Living	37%	40%	38%	37%	39%	34%	30%	35%	36%	33%	31%	33%
 Crime	21%	28%	31%	33%	29%	27%	30%	27%	28%	27%	25%	32%
 Unemployment	13%	14%	24%	27%	33%	39%	33%	31%	26%	23%	25%	25%
 The Economy	19%	21%	23%	24%	26%	30%	25%	22%	16%	16%	18%	20%
Environment	13%	14%	10%	10%	9%	10%	11%	14%	14%	20%	20%	20%
Drug Abuse	10%	9%	9%	10%	10%	17%	21%	18%	18%	19%	13%	19%
Transport	17%	17%	15%	15%	12%	14%	17%	18%	16%	18%	19%	18%
Petrol Prices	13%	26%	24%	21%	21%	15%	11%	16%	29%	22%	23%	18%
Housing	24%	22%	18%	15%	15%	17%	19%	22%	20%	20%	21%	16%
Poverty	9%	6%	6%	8%	9%	9%	11%	12%	11%	10%	11%	14%
Education	21%	14%	17%	17%	18%	17%	16%	14%	13%	15%	13%	12%
Personal Debt	17%	11%	10%	10%	8%	7%	9%	9%	11%	10%	11%	12%
Population	12%	7%	5%	4%	4%	3%	5%	5%	8%	7%	7%	8%
Immigration	6%	7%	7%	7%	7%	6%	7%	8%	10%	10%	11%	6%
Taxation	3%	5%	6%	5%	6%	5%	6%	6%	5%	7%	6%	5%
Indigenous Issues	5%	3%	3%	3%	3%	3%	4%	3%	3%	4%	4%	4%
Racism	3%	2%	2%	4%	3%	3%	4%	5%	3%	4%	4%	4%
Defence	1%	1%	1%	1%	2%	5%	3%	4%	3%	3%	3%	1%



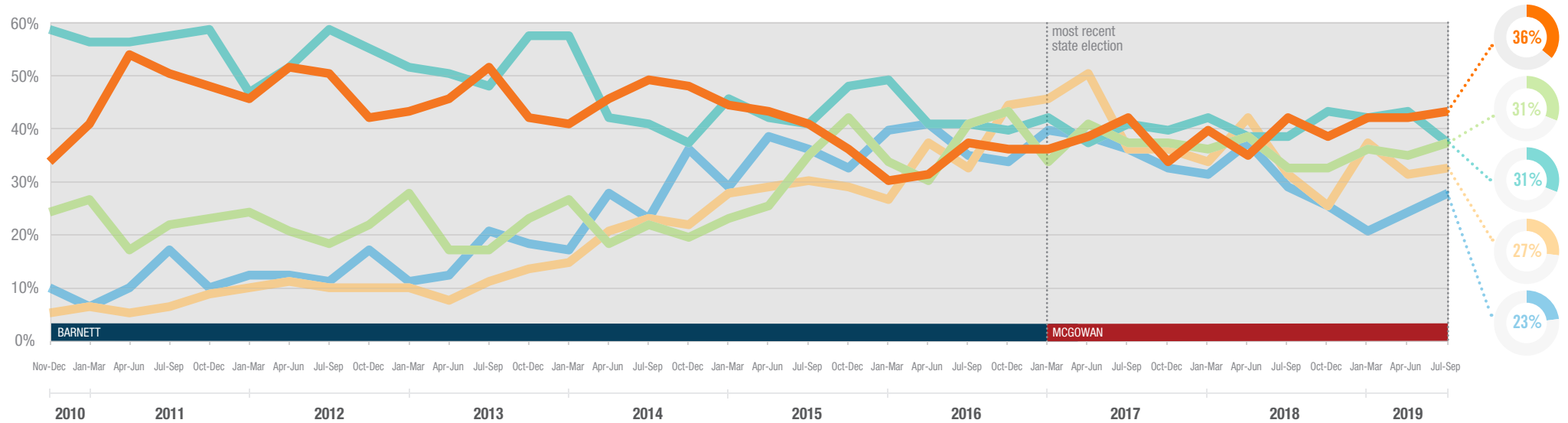
IPSOS ISSUES MONITOR SEPTEMBER 2019

The top issues facing Western Australia

Shaun Griffin
General Manager WA
✉ shaun.griffin@ipsos.com
☎ (08) 9463 0761

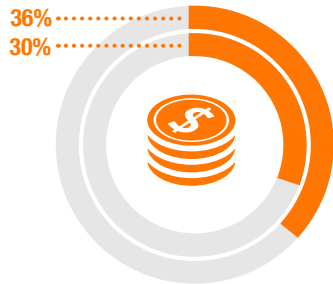


Each quarter we ask 300 Western Australians to select the three most important issues facing their state. The top five issues facing Western Australia between July and September 2019 are shown below. A summary of all issues facing Western Australia can be found overleaf. If you would like to know more about the Ipsos Issues Monitor, or Ipsos Public Affairs in Western Australia, please contact Shaun Griffin.



Cost of Living

JUL-SEP 19
JAN-MAR 17



Drug Abuse

31%
28%



Crime

31%
35%



Unemployment

27%
38%



The Economy

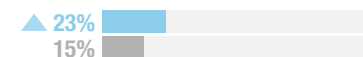
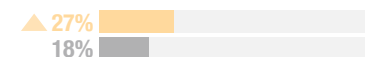

23%
33%



▲▼
significant
difference
compared
with
most recent
state election

▲▼
significant
difference
compared
with
the rest of
Australia

WA
REST OF
AUSTRALIA





IPSOS ISSUES MONITOR SEPTEMBER 2019

The top issues facing Western Australia






Shaun Griffin

General Manager WA

✉ shaun.griffin@ipsos.com

☎ (08) 9463 0761



	2010	2011	2012	2013	2014	2015	2016	2017	2018	JAN-MAR 2019	APR-JUN 2019	JUL-SEP 2019
 Cost of Living	28%	40%	39%	38%	38%	34%	28%	31%	32%	35%	35%	36%
 Drug Abuse	20%	18%	18%	18%	18%	26%	31%	31%	29%	30%	29%	31%
 Crime	49%	48%	44%	43%	37%	37%	36%	33%	34%	35%	36%	31%
 Unemployment	4%	5%	8%	9%	16%	24%	29%	35%	28%	31%	26%	27%
 The Economy	8%	9%	11%	13%	21%	28%	31%	30%	25%	17%	20%	23%
Healthcare	52%	36%	34%	39%	33%	31%	35%	25%	27%	24%	26%	23%
Housing	24%	31%	32%	33%	27%	23%	19%	23%	19%	20%	21%	21%
Environment	24%	19%	17%	12%	9%	8%	9%	8%	11%	15%	17%	19%
Poverty	7%	7%	9%	8%	10%	9%	9%	9%	11%	13%	15%	13%
Personal Debt	15%	12%	10%	9%	8%	8%	8%	12%	13%	12%	9%	13%
Transport	6%	12%	15%	21%	18%	18%	16%	14%	10%	14%	9%	11%
Immigration	19%	16%	14%	11%	10%	8%	8%	8%	10%	10%	11%	11%
Petrol Prices	7%	17%	14%	11%	12%	7%	6%	7%	15%	11%	12%	11%
Taxation	4%	5%	6%	4%	7%	8%	7%	6%	6%	9%	7%	8%
Education	13%	10%	12%	16%	19%	13%	14%	11%	12%	8%	10%	6%
Indigenous Issues	5%	4%	6%	4%	3%	4%	3%	3%	3%	5%	5%	5%
Racism	8%	5%	4%	3%	3%	4%	4%	5%	4%	3%	4%	4%
Population	6%	3%	6%	6%	6%	5%	6%	4%	6%	4%	7%	4%
Defence	3%	1%	2%	2%	3%	4%	3%	3%	3%	3%	2%	3%